

Book Preview

Check out the first 15 pages of this book's low-resolution PDF. Remember, photos and text look sharper in the published book than they do in this low-res file.

Not to worry: This notice won't appear in the published version.

The displayed digital copy of the book that you have selected to view is protected by international copyright laws to the same extent as the printed version of the book and you should assume that **all rights are reserved by the author of the book**. You are not permitted to reproduce, prepare derivative works of, distribute, publicly perform and display, or otherwise use the digital copy of the book without a valid license granted by the author.

How to Draw using A Box

as simple as ABC.... for artists and designers

by miandza

Copyright 2008 by the author of this book
Ruzaimi Mat Rani. No part of this book may be reproduced
or transmitted in any form or by any means, electronic or
mechanical, including photocopying, recording or by any
information storage retrieval system, without permission
from the author. The book author retains sole copyright to
his contributions to this book.

www.how2sketch.com



The Blurb-provided layout designs and graphic elements are
copyright Blurb Inc., 2008. This book was created using the Blurb
creative publishing service. The book author retains sole copyright
to his contributions to this book.



blurb.com

Contents

- 1. Introduction**
- 2. Drawing composition**
- 3. How to draw using a box:**

A basket
A stool
A glass
A sofa

Simple composition 1
Simple composition 2

Room with a view 1
Room with a view 2
Room with a view 3
Room with a view 4
Room with a view 5
Room with a view 6

Street setting 1
Street setting 2
Street setting 3
Street setting 4
Street setting 5

Landscape setting 1
Landscape setting 2
Landscape setting 3
Landscape setting 4

- 4. Conclusion**

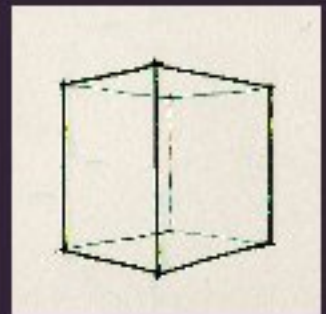
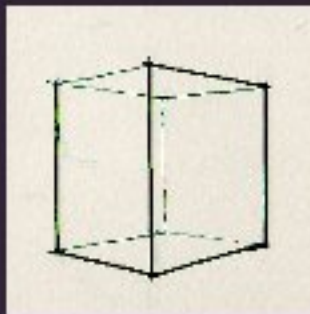
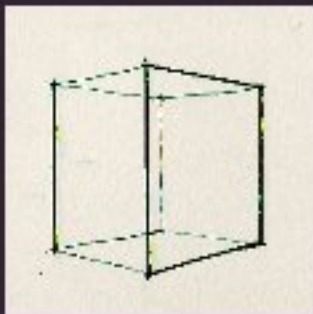
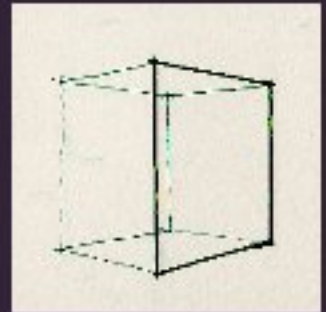
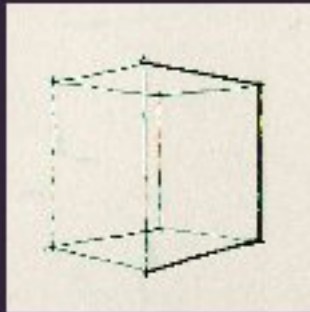
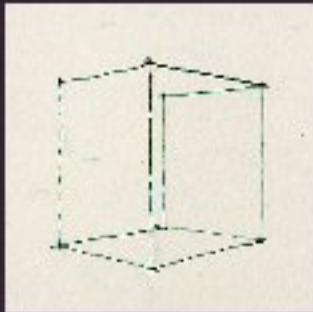

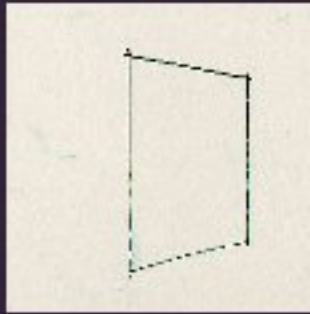
Introduction

'Don't draw the scenery that you can see but draw the scenery that you cannot see'. This is definitely a suitable phrase for those who would like to learn and grasp 'how to draw' skill faster.

'How to draw?' is a favorite question asked whenever a person is about to begin to draw. This book is written to assist anybody who would like to study the process of making a drawing. The focus of this book is on the basic technique of drawing using 'an imaginary box' to produce a good drawing composition.

This is a fascinating book as it tries to explain trouble-free ways of drawing technique 'a step by step' process as simple as ABC... The concept demonstrated has long existed but has never been thoroughly explained. Through this process, you would be able to perceive and comprehend the desired process better.

as simple as ABC...






Drawing composition

Example of drawings composition created using imaginary boxes. A step by step process will be demonstrate in the next sections of this book.

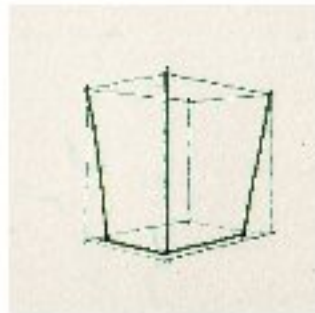
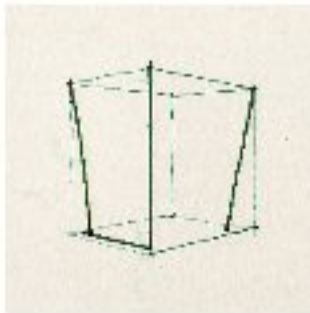
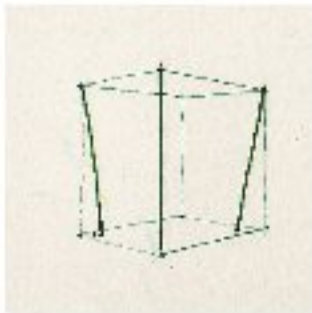
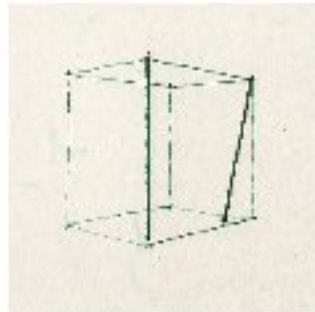
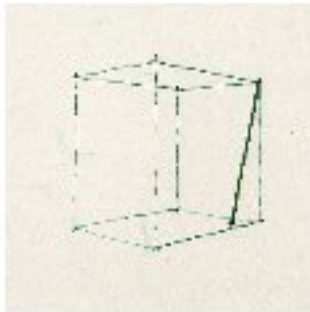

as simple as ABC...




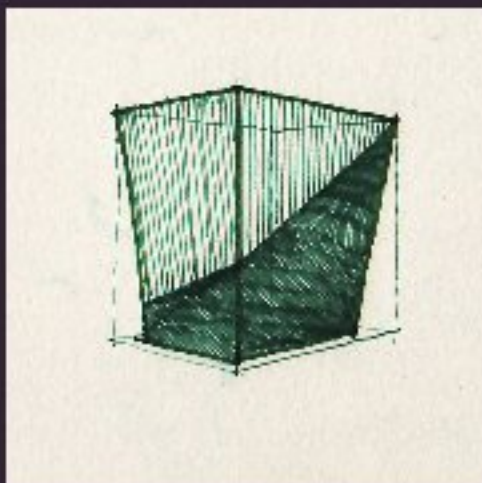
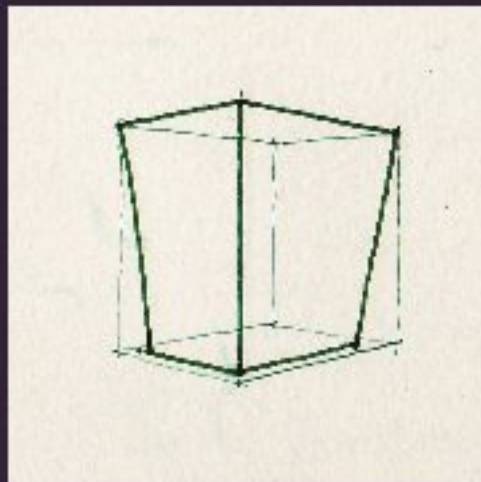
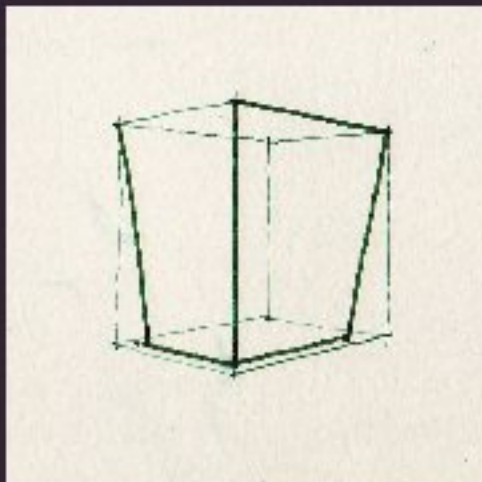
A basket

This demonstration is to show a step by step process to draw a simple object. The process started by drawing an imaginary box using thin lines. Then use thicker lines to draw object outlines to complete the overall composition of a basket. The idea of doing this exercise is to develop confident lines in drawings.

Tips : Practice to draw straight lines with confident

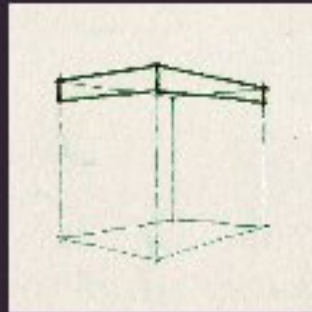
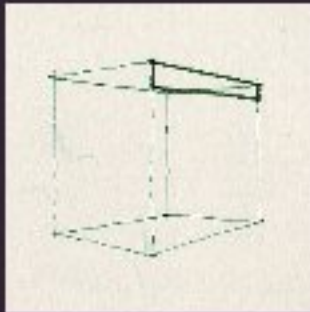
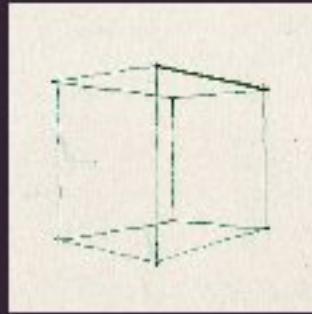
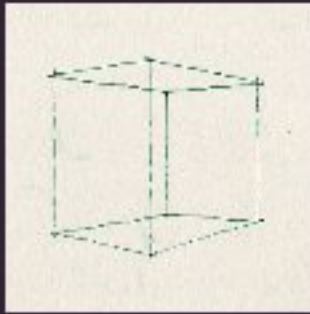


as simple as ABC...



A stool

This exercise is to show the process of drawing a stool's components one by one to create a composition. The process started by drawing the upper component then continue with the other parts.

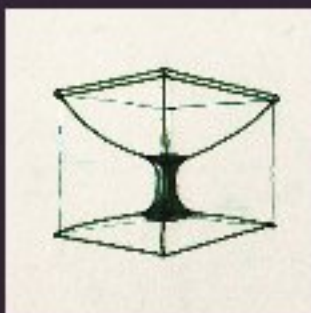
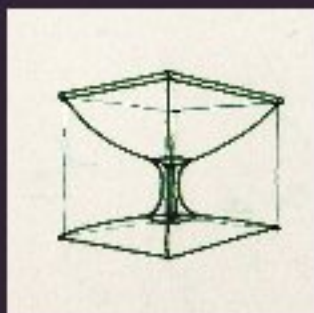
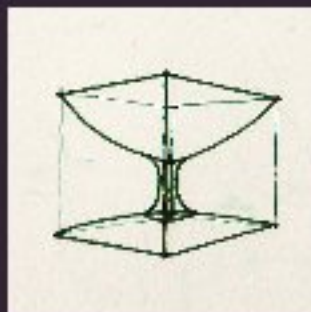
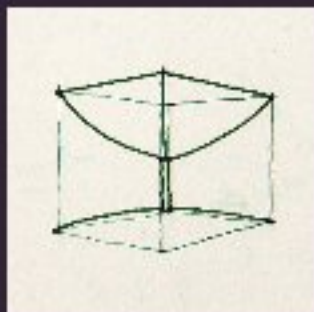
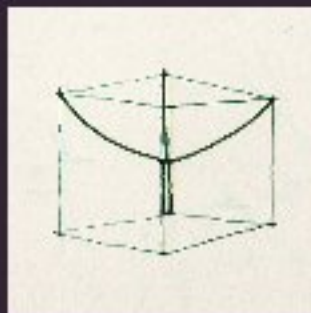




Tips : Always remember to draw imaginary box.

as simple as ABC...



How to Draw using A Box

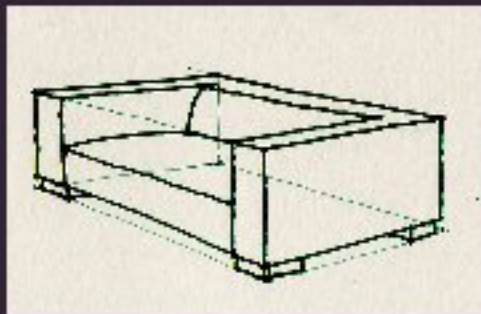
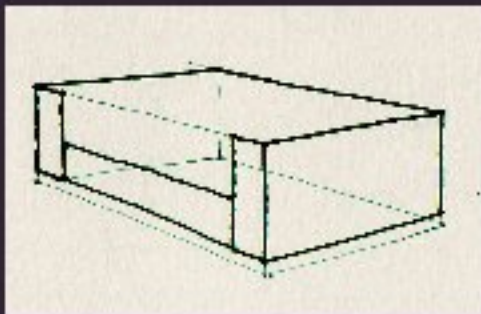
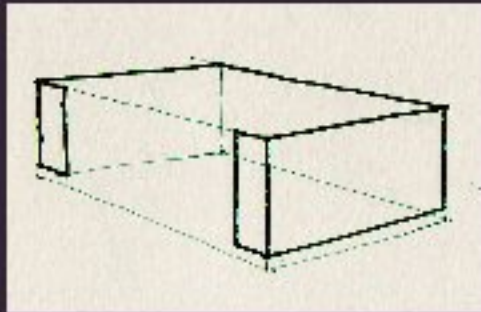
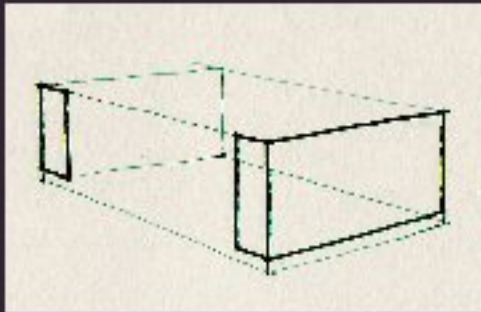
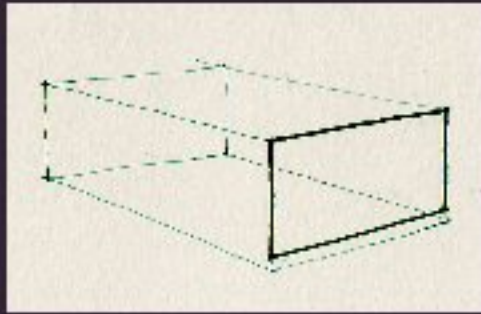
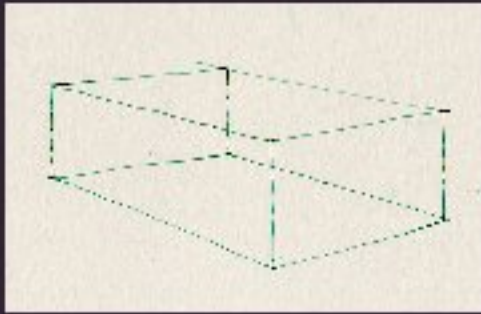


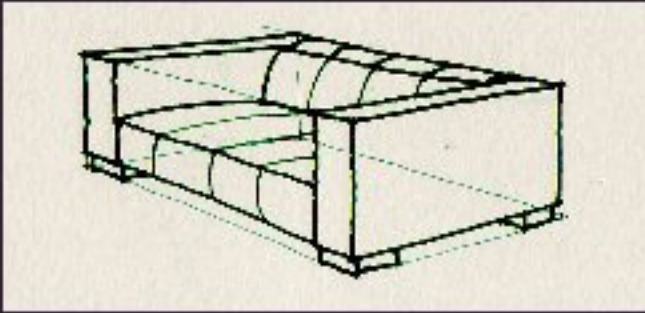


A glass

The process shows how to draw a glass composition using an imaginary box as the main guidance to complete the drawing.

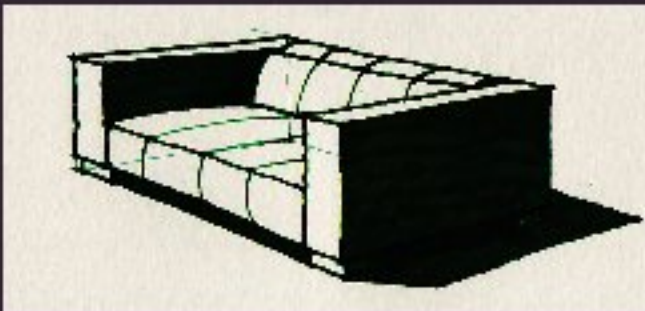
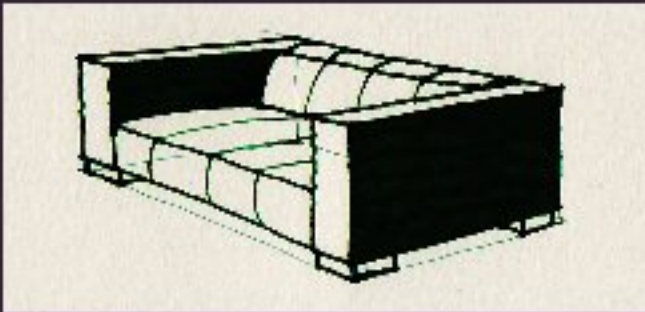
How to Draw using A Box





A sofa

Everything started from an imaginary box. The same process apply to this composition. The final outlook of this sofa will need some creativity to give a good image or impression to the final drawing composition.



Tips: Creativity will help to create a good impression to the final drawing composition.